



## Remote and Flexible Learning Term 4 One Day Program 2021

**Year: 2      Date: Wednesday 15th December**

Dear Torquay College Families,

Torquay College is committed to supporting all students as we undertake a one day school closure for Wednesday 15<sup>th</sup> December. We want to ensure that we attend to the wellbeing of our school community and that everyone is safe and feels supported during this time.

Please note, attendance will be marked via the Seesaw - Parent Portal. There will be no sessions via Webex.

We acknowledge this situation may present some great opportunities for some families whilst being a challenging time for others. Torquay College will be working with families to ensure we are meeting the needs of our students. As always, our priority is our students' and their family's wellbeing and we ask that if you have any concerns or questions, please stay connected and contact the school.

Thank you for your continued support



Christian Smith, Emily Burgess, Victoria Long  
Principal Team



## Suggested Daily Timetable

### One Day Program

8.30 - 9:30am	Digital Check In via Google Classroom Academic Time	A Reading, Writing, Maths or Wellbeing task*
9.30 - 10.30am	Academic time	A Reading, Writing, Maths or Wellbeing task*
<b>10.30 - 11.00am</b>	<b>Break</b>	
11.00 - 12.00pm	Academic time	A Reading, Writing, Maths or Wellbeing task*
12.00 - 1.00pm	Creative time	Construction activity with your child's favorite materials i.e. Lego, draw, craft, music, instrument
<b>1.00 - 2.00pm</b>	<b>Lunch</b>	
2.00 - 3.00pm	Academic Time	A Reading, Writing, Maths or Wellbeing task*


# One Day Program

Curriculum Area Focus	Suggested Learning Activities	Materials Links / Online Resources
<p><b>Learning Intention:</b> We are learning to make our own scavenger hunt.</p>	<p>Today you will create a riddle scavenger hunt around your house for a family member to complete.</p> <ol style="list-style-type: none"> <li>1. Think of 5 things the family member needs to collect. Wander around your house first before writing down the obscure items (obscure means items that are not obvious, or easy to find).</li> <li>2. For each item, write down a clue for your family member. ie. If you want them to find a blue ribbon, you could write 'This item is the colour of the sky and we use it to wrap around gifts'.</li> <li>3. Write each clue in order and give your clues to your chosen family member. Make sure you have hidden your items around the house again, in an <i>obscure</i> place.</li> <li>4. Enjoy watching your chosen family member read your clues and find your objects.</li> <li>5. Reward them with a prize for finding all 5 items, this could be a hi-five or a hug.</li> </ol> 	<p>Remote and Flexible Learning book</p> <p>Colour pencils and writing pencils</p>
<p><b>Learning Intention:</b> We are learning to solve riddles and jokes to share with our family and friends.</p>	<p>Solve these Christmas Riddle or Summer Time Jokes below and share your answers with your family:</p> <p>Christmas Riddles</p> <ol style="list-style-type: none"> <li>1. What am I? I come with many colours, so beautiful and bright, I turn so many houses into a beautiful sight.</li> <li>2. Who am I? I'm Santa's little helper, I'm loved by both girls and boys. All throughout the year, I work hard building their toys.</li> <li>3. What are they? Dropping from the sky, more beautiful than rain, there are no two pieces that will ever look the same.</li> <li>4. What do you look forward to that's filled with presents and looks like a giant person's sock?</li> <li>5. What am I? I am a plant seen at Christmas time. That people hang above, and then they stand beneath me and kiss someone they love.</li> </ol> <p>Answers: 1. Christmas Lights. 2. Elves. 3. Snowflakes. 4. Christmas Stocking. 5. Mistletoe.</p> 	<p>Remote and Flexible Learning book</p> <p>Colour pencils and writing pencils</p>

	<p>Summer Time Jokes:</p> <ol style="list-style-type: none"> <li>1. I am made of cloth. I am used by campers. A person can sleep in me. I am not a tent. What am I?</li> <li>2. I bring music wherever I go. I keep things very cold. I have wheels. People give my driver money and he gives them treats. What am I?</li> <li>3. What would you call a snowman in summer?</li> <li>4. How do we know if the ocean is friendly?</li> <li>5. Why didn't the sun go to university?</li> </ol> <p>Answers: 1. Sleeping bag. 2. Ice Cream Truck. 3. A Puddle. 4. It waves. 5. It already had a million degrees.</p>		
<p><b>Learning Intention:</b> We are learning to create an outside obstacle course</p>	<p>Today you will create an outdoor obstacle (say ob-sta-cle) course in your backyard.</p> <ol style="list-style-type: none"> <li>1. Every obstacle course goes in a circuit - around like a circle. Decide on where you will start and finish your obstacle course.</li> <li>2. An obstacle course is filled with obstacles which are items that block someone's way. The person might need to go over, under or around the obstacle course. Decide what obstacles you will include in your course.</li> <li>3. Draw a map of your obstacle course and ensure you have all of the equipment you need. Set up your obstacle course.</li> <li>4. Give your obstacle course a run through and see if you need to make any changes to make it easier or harder. Then challenge a family member to give it a go.</li> <li>5. For extra fun, you would use a timer to race and see who can complete the obstacle course in the fastest time. See if you can beat your mum or your dad.</li> </ol>		<p>Remote and Flexible Learning book</p> <p>Colour pencils and writing pencils</p>
<p><b>Learning Intention:</b> We are learning to create a word search about my year in Year 2.</p>	<p>Year 2, 2021 has been an incredible year. For this last task, you are going to create an End of Year 2 Word Search.</p> <ol style="list-style-type: none"> <li>1. Write down 5-10 words about your favourite things in Year 2. They could be 2A, 2B, 2C, 2D, 2E, 2F, gratitude, fun, exciting, busy, learning, amazing, maths, effort, ay camp, writing, information reports, chickens, asia, MSL, friends, flexible, remote learning, beach day, challenging, adaptable, science, lifecycles.. there are heaps of words you can use.</li> <li>2. Use a grid page from your maths book and carefully remove a page.</li> <li>3. Write the heading 'End of Year 2 Word Search' across the top of your page.</li> <li>4. Use a ruler and a sharp pencil to rule the outside of your grid. A good size grid is 10 boxes across the top, and 10 boxes down each side. Start by ruling 10 boxes across the top. Then rule another line, 10 boxes down. Then rule another 10 boxes across the bottom (it should start to become a square) and then finally rule a line from the bottom line to the top line to create a square. Then go over each line on the grid, so each little box is</li> </ol>		<p>Remote and Flexible Learning book / Grid page out of Maths book</p> <p>Colour pencils and writing pencils</p>

outlined with pencil.

5. Write your 5 - 10 words underneath your grid. Make sure you check the spelling of each word is correct.
6. Write one word in the grid above at a time. When all of your words are written into the grid, add random letters in the empty spaces to fill up your grid.
7. Now give your grid to a family member to complete.



Find the following words in the puzzle.  
Words are hidden → and ↓.

- |      |      |     |
|------|------|-----|
| BELT | TOYS | ZAP |
| BEAR | BAT  | GAL |
| SHOE | DOG  | BOY |
| HAND | TOP  | CAT |
| BALL | HAT  |     |
| MICE | COW  |     |

**Activity:** Optional Extras - Go outside, play a board game, invent a board game, draw a picture, listen to music, dance, write in a journal, do yoga, go for a walk, take your dog for a walk, go for a bike ride, read a book, make yourself some lunch, make your family something for lunch, eat a piece of fruit, call a friend, send your teacher a message on Seesaw, take a silly photo, take a selfie take a serious photo, do something that makes you happy.