

A B C D E F G

H I J K L M N

O P Q R S T U

V W X Y Z

a b c d e f g h

i j k l m n o p

q r s t u v w

x y z

# THE FLOSS RULE

**DOUBLE** the final **f**, **l**, or **s** at  
the end of a one syllable word,  
immediately following  
one short vowel.



**stäff** **smëll** **gräss** **füss**

**drill** **stüff** **löss**



# THE "K" RULE

Use **ck** to spell "k" at the end of a one syllable word, immediately following one short vowel.

**stäck**   **clöck**   **dëck**   **säck**



Use **k** to spell "k" at the end of a word following a consonant, a long vowel sound, or two vowels.



**tusk**   **bäke**   **spook**

# My Phase 2 Sound Mat

s



a



t



p



i



n




m



d



g



o



c



k



ck



e



u



r



h




b



f



ff



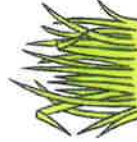
l




ll





ss





# My Phase 3 Sound Mat

j 


v 

w 


x 


y 


z 


zz 


qu 


ch 


sh 


th 


ng 


ai 


ee 


igh 

oa 


oo 


oo 


ar 

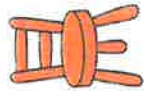
or 


ur 


ow 

oi 



























ear 

air 

ure 

er 

# My Alphabet Mat

a		j		s	
b		k		t	
c		l		u	
d		m		v	
e		n		w	
f		o		x	
g		p		y	
h		q		z	
i		r			

Beginning Word List

me

mum

I

the

can

and

to

he

my

look

we

is

in

see

like

come

it

get

up

at



## 25 High-Frequency Words

Read the words:

no

so

go

is

on

it

can

in

do

me

up

an

you

am

the

and

we

my

he

like

to

at

see

a

I

## 50 High-Frequency Words

Read the words:

all	girl	not	she
are	got	now	sit
as	had	of	then
ball	has	or	they
be	her	out	this
boy	him	play	too
by	his	put	us
come	how	ran	was
day	if	read	went
did	jump	run	will
eat	look	sat	yes
for	man	saw	
get	mum	say	

## 100 High-Frequency Words, page 1

Read the words:

<b>List 1</b>	<b>List 2</b>	<b>List 3</b>
than	have	over
about	there	ride
back	any	don't
after	into	said
I'm	just	that
been	little	one
big	make	with
came	before	five
away	two	their
your	four	what
who	mother	but
when	where	here
them	very	going
because	could	our
from	were	three

100 High-Frequency Words, page 2

Read the words:

List 4		List 5	
want	take	books	sleep
able	dad	good	love
bad	hide	help	much
give	almost	city	stay
today	dog	write	name
week	anything	top	new
something	home	room	paper
bus	down	under	rain
year	become	fast	door
can't	end	hill	fun
tell	behind	know	sky
across	fish	use	both
world	why	let	time
cat	car	place	

200 High-Frequency Words, page 1

Read the words:

List 1	List 2	List 3
sea	happy	house
wrote	catch	start
again	third	grew
carry	night	way
wait	goes	friend
each	last	story
feel	school	street
always	walk	above
first	ten	find
ask	change	between
food	outside	every
work	part	should
brother	live	father
though	party	watch
funny	game	children
gave	try	hid
things	pick	enough
close	right	dark
even	teach	great
grow	until	inside
gone	second	light
same	deep	seen
knew	view	during
begin	grade	worn
winter	snow	wrong
must	does	you're
stop	together	

200 High-Frequency Words, page 2

Read the words:

<b>List 4</b>		<b>List 5</b>	
several	river	follow	being
never	might	pretty	also
getting	air	couldn't	slowly
earth	I'd	happen	bring
group	suddenly	themselves	hear
baby	easy	direction	often
everything	finally	nothing	page
high	everyone	life	store
wouldn't	hold	someone	while
probably	special	without	however
through	animal	instead	kids
against	lost	either	check
hour	beautiful	lunch	listen
fight	need	important	few
once	job	less	stuff
best	sick	own	problem
ready	maybe	think	such
free	land	round	cleans
show	next	scared	teacher
build	old	person	dream
draw	window	short	sister
state	better	add	plan
kind	written	wanted	they're
circle	favourite	young	possible
large	care	question	thought
doing	myself	yourself	really
family	since	answer	understand
clothes	picture	money	near
hand	class	simple	rest
different	idea	more	soon

## Reading Challenge

Draw a picture of your favourite part of the story and describe what you have drawn.

twinkl.co.uk

## Reading Challenge

Find 5 interesting words in the text. Write down the meaning of each word then use each one in a sentence of your own.

twinkl.co.uk

## Reading Challenge

Book Review

Give the book you have read marks out of ten and explain why you gave it that mark.

twinkl.co.uk

## Reading Challenge

Write down any new words you have found in your book and use a dictionary to record what each word means.

twinkl.co.uk

## Reading Challenge

In the text you are reading, find all the words with apostrophes. Write down each word and explain why there is an apostrophe there.

twinkl.co.uk

## Reading Challenge

Make a list of 10 common nouns and 5 proper nouns in the text you have read.

twinkl.co.uk

## Reading Challenge

Find 10 adjectives in the text and write them down. Make up some sentences. Each sentence must contain at least 3 adjectives.

© Twinkl 2018

## Reading Challenge

Draw a picture of your favourite character from the story. Write a description of who they are and what you have learnt about them from your reading.

© Twinkl 2018

## Reading Challenge

Write 5 questions you could ask someone to find out if they have read this book carefully.

© Twinkl 2018

## Reading Challenge

(Non-fiction)

Write down some facts you have learnt from reading this piece of non-fiction text.

© Twinkl 2018

## Reading Challenge

Choose a descriptive word from the text and write it down. Using a thesaurus, write down 5 synonyms and 5 antonyms for that word.

© Twinkl 2018

## Reading Challenge

Draw a picture of one of the settings in the story then write a description of where it is and what happened there.

© Twinkl 2018



## Reading Challenge

Copy out 3 sentences or phrases you really liked in this text. Explain what is it you like about each of them.

twinkl.co.uk

## Reading Challenge

Design a poster for the book you have read to persuade other people to read the story.

twinkl.co.uk

## Reading Challenge

Draw your favourite character from the story you have read. Copy down three things the writer says about this person.

twinkl.co.uk

## Reading Challenge

Make a list of words and phrases that you think are effective in making you want to keep reading the book.

twinkl.co.uk

## Reading Challenge

Think of 3 questions you would ask one of the characters. Swap your questions with someone else in your group and write the answers as if you were the character.

twinkl.co.uk

## Reading Challenge

Make a list of the words and phrases used in the story to create an atmosphere. What is the atmosphere of the book? E.g. relaxing, scary.

twinkl.co.uk

## Reading Challenge

Write about an experience or memory of your own that is similar to something you have read in the book.

© Pearson Education, Inc.

## Reading Challenge

Pretend you are one of the characters in the book and write a diary entry for one day in the story.

© Pearson Education, Inc.

## Reading Challenge

Write a conversation between you and the main character in the book. Remember to write detailed responses for the character.

© Pearson Education, Inc.

## Reading Challenge

Which character in the story would you most like to be? Explain your answer.

© Pearson Education, Inc.

## Reading Challenge

Write a paragraph trying to convince someone to read your book. Remember to use persuasive language.

© Pearson Education, Inc.

## Reading Challenge

Write about the main character in the story. Choose at least 5 words to describe his or her behaviour. Give an example for each one.

© Pearson Education, Inc.

## Reading Challenge

Write a letter to the author of the book. Explain to them what you did and didn't like about their book.

twinkl.co.uk

## Reading Challenge

Do you think the title of the book is appropriate for the plot of the story? Think of 3 better titles.

twinkl.co.uk

## Reading Challenge

How did the story make you feel when you were reading it? Explain your answer.

twinkl.co.uk

## Reading Challenge

Design a new front cover for the book you have read. Don't forget the title and author!

twinkl.co.uk

## Reading Challenge

Write an alternative ending for the story you have read.

twinkl.co.uk

## Reading Challenge

Draw a large picture of one of the settings used in the book. Label everything in the picture, using words and phrases from the book.

twinkl.co.uk

## Reading Challenge

Which chapter or part of the story is the most important? Explain what happens in this section and why you like it.

twinkl.co.uk

## Reading Challenge

Choose a descriptive passage and make a list of examples of similes, metaphors and alliteration.

twinkl.co.uk

## Reading Challenge

Choose a key moment in the book and change the event. Rewrite the events that follow this moment.

twinkl.co.uk

## Reading Challenge

Before you finish a book, write down your predictions for the ending. When you have finished the book, check back to see how accurate your prediction was.

twinkl.co.uk

## Reading Challenge

Draw 5 thought bubbles and write what the main character might be thinking at different stages in the story.

twinkl.co.uk

## Reading Challenge

Who else would enjoy this book? Is there someone who shouldn't read this book?

twinkl.co.uk

## Reading Challenge

Imagine you are an agony aunt in a magazine. Write some advice to the character having problems in the story.

twinkl.co.uk

## Reading Challenge

Draw a cartoon strip of the main events in the story you have read.

twinkl.co.uk

## Reading Challenge

Design a birthday card for the main character in the book. How old are they?

twinkl.co.uk

## Reading Challenge

Design a 'wanted' poster for the main character in the story.

twinkl.co.uk

## Reading Challenge

Make a timeline of the important events in the story.

twinkl.co.uk

## Reading Challenge

Draw an outline of a character. Write down all the different roles they play in the story inside the shape. E.g. father, husband, friend...

twinkl.co.uk

## Reading Challenge

Copy a sentence from your book and answer these questions: What tense is it written in (past/present/future)? How do you know? Is it written in 1st or 3rd person?

twinkl.co.uk

## Reading Challenge

Find any 10 words in your book. Now put them into alphabetical order.

twinkl.co.uk

## Reading Challenge

(Non-fiction)

Write down at least 5 interesting facts that you have found out in your reading.

twinkl.co.uk

## Reading Challenge

(Non-fiction)

Thought shower what you have learnt from reading this book.

twinkl.co.uk

## Reading Challenge

(Non-fiction)

Draw a diagram of something mentioned in your book and label it.

twinkl.co.uk

## Reading Challenge

(Non-fiction)

Read through 3 paragraphs in your book and make notes on the most important points.

twinkl.co.uk

Who was your  
favourite character?  
Why?

What was your  
favourite part of  
the story?  
Why?

Where was the  
story set?

Can you think  
of a different  
ending to the  
story?

Can you write  
a blurb for  
this book?

How did the story  
make you feel at  
the end?

Who was your  
least favourite  
character? Why?

Write a review  
of this story.



Describe what is  
happening in the  
first picture of the  
book.

List three new  
words you learned  
in the book.

List five new  
words you learned  
in the book.

List two new  
words you learned  
in the book.

Describe the main  
character in a short  
paragraph.

Give the main  
character a different  
name.  
Why did you choose  
that name?

Can you find 10  
adjectives in the  
book?

Can you find 10  
nouns in the book?

Make a list of  
connectives in  
the book.

Can you find 10  
verbs in the book?

Make a story map  
for this book.

Make a list of  
openers in the  
book.

I can relate to  
this book because...

Make a list of  
adjectives in  
the book.

What is the purpose  
of the book?  
(To entertain, inform,  
instruct...)

This book  
reminds me of...

Was there a moral  
to the story?  
What was it?

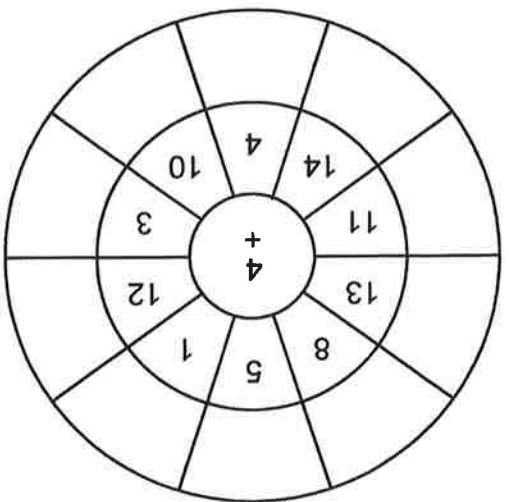
Was there a  
problem in the  
book?  
How was it solved?

**Math Thinkboard:** In each section, show different ways and strategies to find the answer to an addition problem.

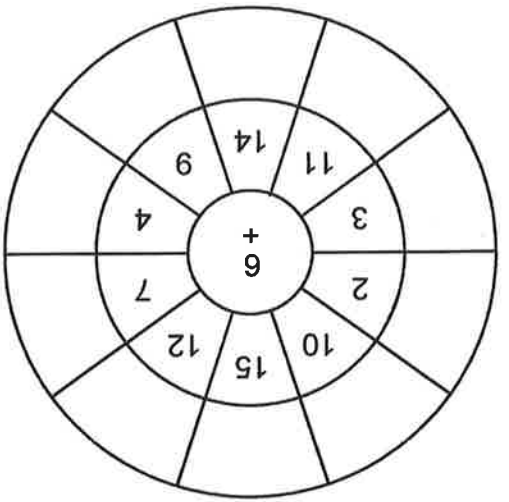
<b>Story</b>	<b>Number</b>	<b>Number Sentence</b>
<b>Concrete Materials</b>		<b>Picture</b>

# Addition Wheel

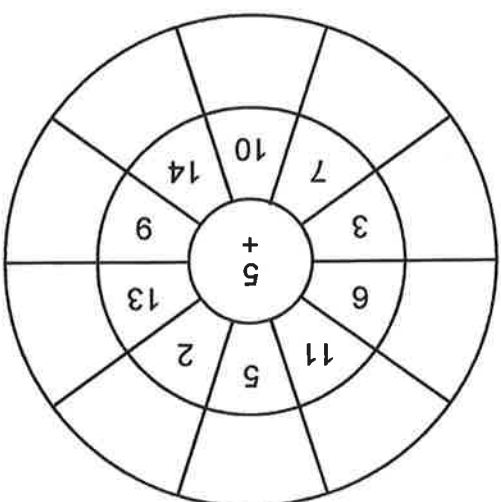
Name: \_\_\_\_\_



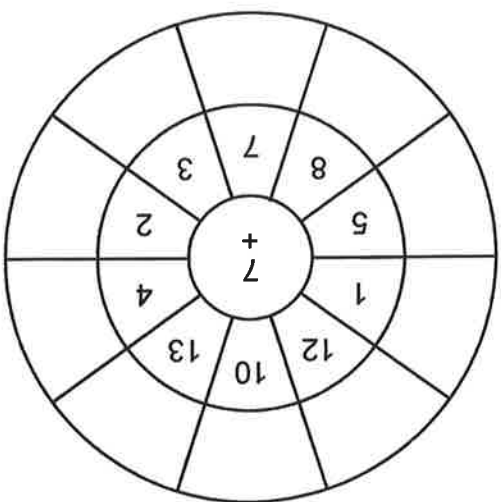
1.



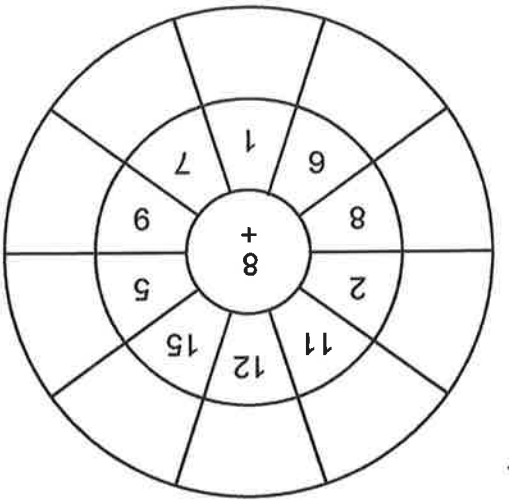
3.



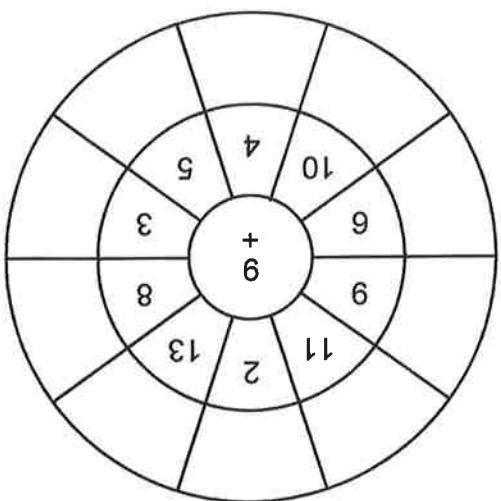
2.



4.



5.



6.

## Fun Addition Wheels

Add the inner numbers together to get the outer numbers.

