



Week 2

Make a Prediction !



Fill in your answer -

I see
I already know
I predict that
because



Welcome!
Today you are going to
make predictions
Are you ready?

A Prediction Lesson

Read this story

My first day at school I sat quietly at my desk while the teacher talked about CAT. She wrote CAT on the chalkboard. She read a story about CAT. I did not know what her words mean, but I knew what the pictures said. She sang a song about CAT. It was a pretty song, and I tried to sing the words, too.

Later she gave me a paper with my name on it.

“Name. Yoon, And she pointed to the empty lines underneath.”

I did not want to write YOON. I wrote CAT instead. I wrote CAT on every line.



Write down What do you think will happen next? How do you know? watch <https://www.rif.org/literacy-central/material/my-name-yoon-read-aloud> to see if your prediction was correct.



Read this story









Something magical began to happen among the villagers. As each person opened their heart to give, the next person gave even more. And as this happened, the soup grew richer and smelled more delicious.











In your book predict the ending of the story. Why do you think that? watch <https://www.youtube.com/watch?v=U1Av05FJ250> to see if your prediction was correct.



SPELLING MENU

<p>1. ABC Order</p>  <p>Write all of your spelling words in alphabetical (ABC) order.</p>	<p>2. Word Parts</p> <p>Write your words. Then use a coloured pencil to divide the words into syllables. e.g. jumping caterpillar</p>	<p>3. Other Handed</p> <p>Write each word 5 times, switching the hand you write it with each time. Say the word as you spell it.</p>	<p>4. Vowel Spotlight</p> <p>Write your words using one colour for the vowels and another colour for the consonants. (vowels: a, e, i, o, u)</p>
<p>5. Use Technology</p> <p>Type out your spelling words on the computer. Try to use at least 4 different fonts.</p> 	<p>6. Pyramid Words</p> <p>s sp spe spel spell spelli spellin spelling (or make them boat shaped, star, smiley face, etc.)</p>	<p>7. "Ransom" Words</p> <p>"Write" your words by cutting letters out of a newspaper or magazine and gluing the letters on a piece of paper to spell your words.</p> 	<p>8. Rainbow Words</p> <p>Write your spelling words with coloured pencils. Make each letter a different colour.</p> 
<p>9. Scrambled Words</p> <p>Write your words. Then write them again with the letters mixed up. Can you unscramble them again the next day? e.g. watch - cwhta</p>	<p>10. Silly Sentences</p> <p>Write 3 or more sentences that use all your spelling words.</p> 	<p>11. Prefixes and Suffixes</p> <p>Underline the prefixes and suffixes in the words you are learning. Make sure you know what they mean. e.g. <u>im</u>portant happ<u>iness</u></p>	<p>12. Word Search</p> <p>Create your own word search with your spellings. Show the answers to your puzzle in a different colour.</p> 
<p>13. Flashcards</p> <p>Make and practice with flashcards. Put the word on one side and definition (meaning) on the other.</p> 	<p>14. Picture & a Story</p> <p>Draw a picture defining each word. Write a sentence about your picture using the word.</p>	<p>15. Words without Vowels</p> <p>Write all of your words replacing vowels with a line. Go back and see if you can fill in the vowels. e.g. q--st--n = question</p>	<p>16. Train Words</p> <p>Write the entire list end-to-end as one long word. Write each new word in a different colour. e.g. trainbackstop</p>
<p>17. Write a Story, Poem or Song with Words</p> <p>Write a story using all your spelling words. Underline the words you used.</p>	<p>18. Bubble Letters</p> <p>Write your spelling words out in bubble writing.</p> 	<p>19. Words Within Words</p> <p>Write each spelling word and then write at least 2 words made from that word. e.g. catch - cat, hat</p>	<p>20. Picture words</p> <p>Draw a picture and hide your spelling words in the picture.</p>

SPELLING MENU

<p>21. Question/Answers</p> <p>Write questions with half of your spelling words. Then use the other half to answer the questions. Underline the words you used.</p> 	<p>22. Riddles</p> <p>Write a riddle for each of your words. Don't forget to answer them.</p> <p>e.g. I am grey. I have a trunk and big ears. Answer: elephant.</p> 	<p>23. Crossword Puzzle</p> <p>Make a crossword puzzle with your spelling. Show the answers to your puzzle.</p> 	<p>24. Rhyming Words</p> <p>Write your spelling words out with a rhyming word next to them. Remember that words do not need to have the same spelling pattern to rhyme. e.g. men and again</p>
<p>25. Homophones</p> <p>Can you find any homophones which go with your spelling words? What do they mean? e.g. wear and where, to, too and two their, there and they're</p>	<p>26. Writing Race</p> <p>Set a timer for 2 minutes. See how many times you can write each word perfectly during that time.</p> 	<p>27. Code Words</p> <p>Come up with a code for each letter of the alphabet and then write each word in code. e.g. a = □ b = ◆ c = ◆</p>	<p>28 Word Classes</p> <p>Sort your spelling words into word classes - nouns, verbs, adjectives etc. Be careful - some words can be used in more than one category e.g. swimming.</p>
<p>29. Synonyms</p> <p>Find at least 2 synonyms for each of your spelling words.</p> 	<p>30. Antonyms</p> <p>Find an antonym (opposite) for each of your spelling words.</p> 	<p>31. Joker</p> <p>Write jokes containing each of your spelling words.</p> 	<p>32. Backwards Words</p> <p>Write your spelling words forwards and then backwards. Remember to write neatly!</p> <p>BACKWARDS</p>
<p>33. X Words</p> <p>Write 2 words with one letter in common so that they cross over each other. e.g. b r c h e e s e a d</p>	<p>34. Acrostic Poem</p> <p>Write an acrostic poem for your spelling words. See if you can stick to a theme when writing. e.g. sun</p> <p>Sun shines brightly Up in the sky Nice and warm on my face</p>	<p>35. Scrabble</p> <p>In a game of Scrabble, each letter is worth a certain number of points. Write your words and then add the total of the letters. Which of your spelling words has the highest total value?</p> 	

I think I know... _____

Predict

I think we will learn...

--	--	--

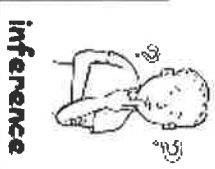
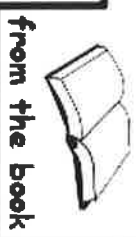
Word Pops

I think this is about...
(discuss with your shoulder partner)

Question

I wonder...

Wonders



Clarify

I didn't get...

(discuss with partner and write on sticky notes)

Summarize

This is about...
5 finger summary that includes important details.




Discuss:
Which strategy helped you the most?


As a group: clarify all items that we didn't get using tools such as a glossary, context clues, etc.


Independent Reading - Comprehension Strategy Questions

<p>A. Making Connections:</p> <ol style="list-style-type: none"> 1. This reminds me of... 2. An experience I have had like that... 3. This reminds me of the book _____ because... 4. How can I live differently because this book has been a part of my life? 	<p>B. Asking Questions:</p> <ol style="list-style-type: none"> 1. I wonder ... 2. How come ... 3. Why ... 4. I'm confused... 5. What if ... 6. I don't understand... 	<p>C. Visualizing/Sensory Images:</p> <ol style="list-style-type: none"> 1. In my mind I picture _____ when I read _____... 2. I visualized... 3. I can see... 4. I can taste/hear/smell/feel...
<p>D. Inferring/Predicting:</p> <ol style="list-style-type: none"> 1. I think... 2. Maybe this means... 3. I'm guessing... 4. This allows me to assume... 5. I predict _____ because... 	<p>E. Summarizing:</p> <ol style="list-style-type: none"> 1. So far this book is mostly about... 2. The main ideas in this book are... 3. Some important events are _____ because... 4. First...Next...Then...Finally 	<p>F. Synthesizing:</p> <ol style="list-style-type: none"> 1. I'm thinking that... 2. At first I thought _____ but now I'm thinking _____ because... 3. I'm changing my thinking again because... 4. I think the lesson or theme is _____ because... 5. These events have caused me to believe...
<p>G. Author's Message:</p> <ol style="list-style-type: none"> 1. What is this story really about? 2. What does this story say about the world? 3. Whose story is being told? 4. What are the themes I have been identifying so far? 5. What is the lesson of this book? 	<p>H. Evaluating:</p> <ol style="list-style-type: none"> 1. I agree with _____ because... 2. I don't think ... 	<p>I. Setting (Time and Place):</p> <ol style="list-style-type: none"> 1. This story takes place... 2. Something I noticed about the setting... 3. I would/would not like to live during this time period/in this place because... 4. The author used _____ to describe the setting...
<p>J. Characters:</p> <ol style="list-style-type: none"> 1. If I were (character's name) I would... 2. The character that interests me most is _____ because... 3. A character that really changed in the story was _____ because he/she ... 4. I like/don't like (character's name) because... 	<p>K. Plot:</p> <ol style="list-style-type: none"> 1. I think a problem in this story is... 2. I think (character's name) will try to solve this problem by... 3. An event that I think might happen next is... 4. Another way this story could have ended is... 5. Predict how the character might overcome an obstacle. 	<p>L. Language:</p> <ol style="list-style-type: none"> 1. I like the way the author described... 2. _____ is a new word for me. I think it might mean _____ because... 3. An interesting (word, phrase, or sentence) that I noticed ... 4. _____ is one of my favorite passages because... <p>*Record page numbers where you noticed language!</p>
<p>M. Author:</p> <ol style="list-style-type: none"> 1. I think the author wrote this book because... 2. It's interesting how the author... 3. Something I noticed about the author's style... 4. I'd like to read another book by this author because... 5. I do/don't like this author's writing style because... 	<p>N. Illustrator:</p> <ol style="list-style-type: none"> 1. If I were the illustrator of this book I would change/draw... 2. I could draw _____ as a symbol for _____ because... 3. Illustrations would/wouldn't make this story more interesting because... 	<p>O. Non-Fiction Prompts:</p> <ol style="list-style-type: none"> 1. Something that interests me about this topic is... 2. Something new I learned... 3. I want to learn more about... 4. Some questions I still have about the topic... 5. The author made the topic interesting by... 6. An illustration or picture that interested me the most was _____ because... 7. Something I don't understand...
<p>P. Open – ended Prompts:</p> <ol style="list-style-type: none"> 1. If I could change one part of the selection, I would change _____ because ... 2. I wish... 3. Something that surprised me was... 	<ol style="list-style-type: none"> 4. As I read this selection, I felt _____ because... 5. I liked/didn't like when _____ because... 6. My favorite part was when _____ because... 	<ol style="list-style-type: none"> 7. I noticed... 8. I think the genre of this selection is _____ because...

۲









U


5



First sound /k/

Second sound /s/ when c is followed by e, i or y





g


First sound /g/

Second sound /j/ when g is followed by e, i or y

5

j

No English word ends with a j





W

5

၇

o


u



S

First sound /s/


Second sound /z/ buzzy s



V


No English word ends with a V

W



K

N




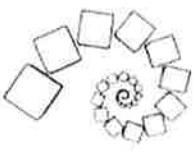
Y

Y on the end of a word makes a vowel sound.

Y makes the long /i/ sound in a one syllable word - sky

Y makes the long /e/ sound in a two syllable word - happy

1 Step, 2 Step



Liam's house has a staircase with 12 steps. He can go down the steps one at a time or two at a time.

For example, he could go down 1 step, then 1 step, then 2 steps, then 2, 2, 1, 1, 1, 1.

In how many different ways can Liam go down the 12 steps, taking 1 or 2 steps at a time?

Recap

What is a Prediction?

Making Predictions

A prediction is a guess about what will happen next in the story. You can use pictures or text clues to help you make your predictions.

Here are some ways to start your predictions:

- I predict that_
- I think _____ will happen because_
- When I read _____, it makes me think _____ will happen.
- I bet the character will_
- I wonder if _____ will happen next.

When can I make a prediction?

Before Reading	Look at the title and the pictures to help you make predictions.
During Reading	Stop every few pages to make a prediction about what will happen next.
After Reading	Think: Did I make accurate predictions? What clues helped me predict what would happen next?

Read this story

Sarah was walking through the jungle, singing happily, when a big lion pounced from behind a bush. “What are you doing in my jungle?” he roared.



“P-please, Mr. Lion,”

whispered Sarah. “I was only going for a walk.”



In your Remote Learning book

draw your prediction of
what may happen next?

Read the full Story on the next pages to see if you were
correct.

Lion's Lunch?

By Fiona Tierney

Sarah was walking through the jungle, singing happily, when a big lion pounced from behind a bush.

"What are you doing in my jungle?" he roared.

"P-please, Mr. Lion," whispered Sarah. "I was only going for a walk."

"A WALK! Nobody here just walks. We run, sprint, prowl, creep, swing, lumber, slither, swoop, gallop, and scuttle. You shouldn't be here, this is my jungle."

"I'm sorry, I didn't mean to bother you," said Sarah.

"And what was that sound?" snapped Lion.

"I was s-singing," said Sarah.

"SINGING! Nobody here just sings. We roar, yowl, grunt, chatter, buzz, trumpet, hiss, growl, pant, and harrumph."

"I'm sorry said Sarah. "I didn't mean to bother you."

"Since you shouldn't be here, I'm going to eat you," said Lion.

"Please don't eat me," pleaded Sarah. "I love the jungle. Tell me what I can do to stay."

"Let me see," jeered Lion, ticking off his sharp claws one by one.

"You can't run like Cheetah or climb like Monkey or swim like Crocodile or stalk like Tiger or leap like Gazelle or hide like Chameleon or reach like Giraffe or wallow like Hippopotamus or float like Butterfly or wriggle like Snake.

"Now I'm out of claws, and it looks to me like you're LUNCH!"

Lion licked his lips and got ready to leap.



"Wait!" said Sarah. "If I can do something that nobody else in the jungle can do, will you let me stay?"

"What can you possibly do that we can't do better?" asked Lion.

"I can draw," said Sarah.

"Draw!" said Lion. "What can you draw?"

"You!" replied Sarah. She took out her paper, pencils, and paints. "Because you are King of the Jungle."

As she drew, the other animals gathered behind her.

"Finished," said Sarah at last, and she showed Lion her picture.

Lion looked.

Lion saw...

A Great Big Angry Lion!

"That's not me," he growled. "I'm handsome, but you've made me look mad and mean. I will eat you because you can't draw."

"OH YES SHE CAN," chorused the other animals. "You're bad-tempered and bossy. Let her draw us and you'll see."

So, while Lion sulked, Sarah drew all the other animals.

"See!" said the animals. "Sarah only draws it like it is."

Lion looked at his picture and the other drawings. Then he looked at Sarah and the other animals. "Sarah, you are free," he said in a voice that was quiet and thoughtful. "It's getting late. Let me walk you safely out of the jungle."

"NO," said the other animals. "You are too grumpy and bossy. We will go with Sarah."

And they all set off in a merry, noisy, happy bunch, with Lion following far behind.

When everybody had said good-bye, Lion came up to her and said, "I don't like the way I look. Sarah, I wish I could change."

"You are a big, strong, and wonderful lion," said Sarah. "Maybe you could try helping everybody instead of bullying them."

I'm sure that will change the way you look!"

"Please come back and draw me again. You'll see a difference, I promise," said Lion.

"I'll come again next month," said Sarah.

And guess what she drew next time?

A GREAT BIG HAPPY LION!

Lion smiled when he saw the new picture. "Thank you, Sarah," he said.

"You are welcome to walk and sing and draw in OUR jungle whenever you like!"



Read this non-fiction text

What would happen if an alligator had a fight with a python?

Wow—these are two deadly reptiles.

Who is the toughest?

Who do you think would win?



In your book make a prediction about who you think would win (write and draw). Also write down reasons why you think it will be either the python or the alligator. Watch this Book Review to see if your prediction

was correct -

<https://www.youtube.com/watch?v=kqwmCXFVJns>



Weekly Spelling Sheet

Focus: ng & nk

Name: _____

*Students will choose 10 words on the set list to learn and 2 other Red Words to learn

Say the word, write the word	Monday	Tuesday	Wednesday	Thursday
Purple Spelling Words Teach explicitly				
hung				
sink				
wing				
monk				
rock				
drink				
Orange Spelling Words				
sprung				
trunk				
shrink				
fling				
strong				
throng				
Blue Spelling Words				
mongoose				
bungalow				
strengthen				
bankrupt				
phantom				
anguish				
*RW				
*RW				
*RW red words are words that students are getting wrong in their writing or could be words they need to learn by heart, because they can't be decoded				